



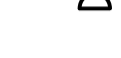




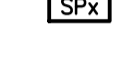



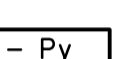



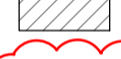



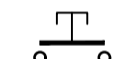
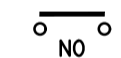
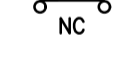





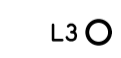
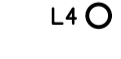





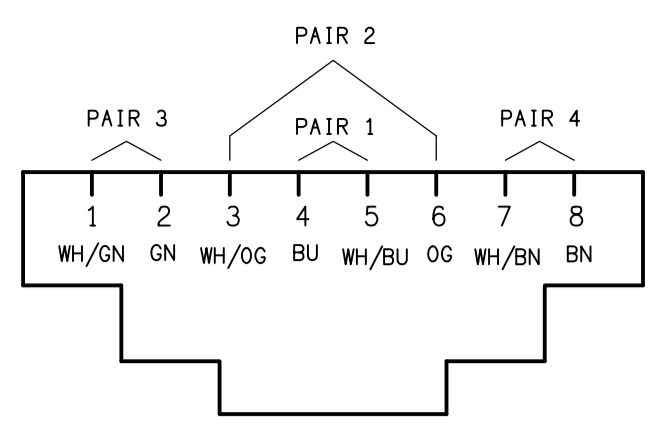


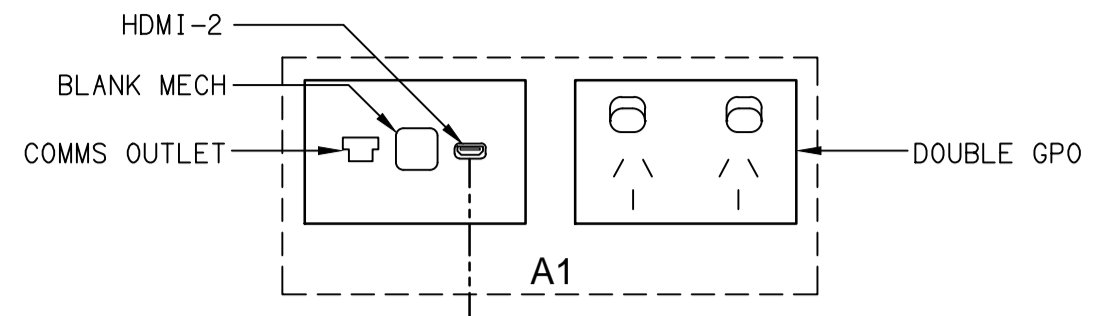
**LEGEND**

-  ELECTRICAL SERVICES SWITCHBOARD.
-  SWITCHBOARD / CONTROL PANEL NOT PROVIDED AS PART OF THE ELECTRICAL SUBCONTRACT.
-  SINGLE POWER OUTLET.
-  DOUBLE POWER OUTLET.
-  SPECIAL PURPOSE POWER OUTLET.
-  THEATRE OUTLET.
-  CABLE ACCESS, TYPE AS NOTED.
-  ELECTRICAL FLOOR BOX, TYPE AS NOTED.
-  SINGLE PHASE ISOLATOR.
-  THREE PHASE ISOLATOR.
-  LIGHTING SWITCH PANEL, TYPE AS NOTED.
-  ONE-WAY LIGHT SWITCH.
-  TWO-WAY LIGHT SWITCH.
-  CIRCUIT LINE.
-  SWITCH LINE.
-  POWER CIRCUIT DESIGNATION. DENOTES DB AND CIRCUIT.
-  ELECTRICAL EQUIPMENT AS NOTED.
-  RJ45 COMMUNICATIONS OUTLET CABLED TO AV-1
-  RJ45 COMMUNICATIONS OUTLET CABLED TO CR-A.
-  REFER TO DETAIL NOTED FOR THE AREA SHOWN HATCHED. ADDITIONAL OUTLETS & FITTINGS MAY BE SHOWN ON DETAIL.
-  LIGHTING CHANNEL REFERENCE.
-  RELAY.
-  CONTACTOR.
-  DALI MANUAL POT DIMMER.
-  MOMENTARY PUSH BUTTON.
-  NORMALLY OPEN.
-  NORMALLY CLOSED.
-  E1: RECESSED GENERAL LED EMERGENCY LIGHT.
-  E2 EX: THEATRE MASK EMERGENCY LED EXIT LIGHT.
-  EX: EMERGENCY LED EXIT LIGHT.
-  Lx: LIGHT FITTING C/W NON-MAINTAINED EMERGENCY BATTERY PACK. TYPE AS NOTED.
-  L1: LED STRIP LIGHT MOUNTED UNDER OVERHEAD CUPBOARD.
-  L2: 600 x 600 LED FLAT PANEL.
-  L3: RECESSED DALI DIMMABLE DOWNLIGHT.
-  L4: RECESSED AMENITY DOWNLIGHT.
-  L5: RECESSED DIMMABLE BLUE LIGHT.

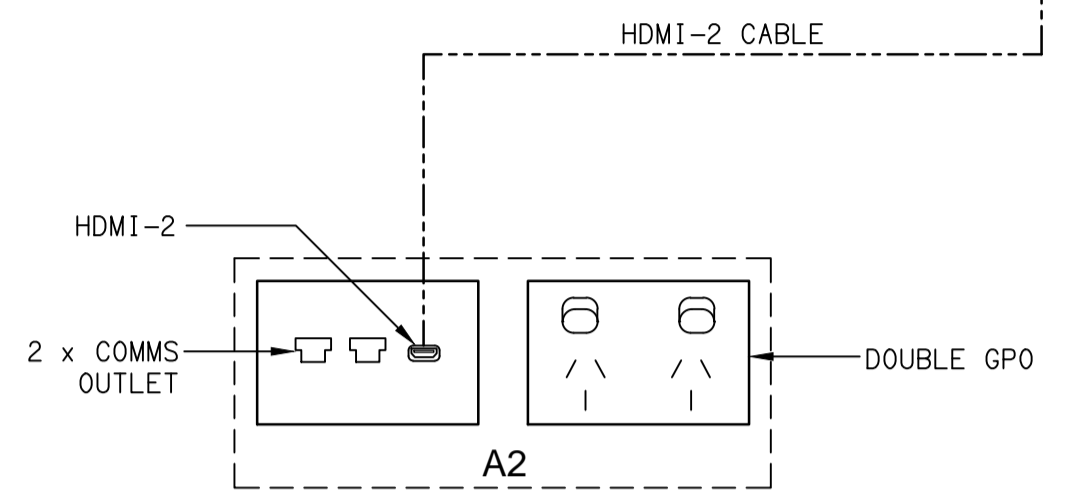
**NOTE**  
ALL ELECTRICAL PENETRATIONS THROUGH THE ROOF SHEETING ARE TO BE IN LINE WITH THE STRUCTURAL OR MECHANICAL SERVICES PENETRATIONS TO AVOID DEDICATED FLASHINGS FOR THE ELECTRICAL SERVICES.



**SCHEMATIC**  
RJ45 PINOUT CONFIGURATION  
NOT TO SCALE

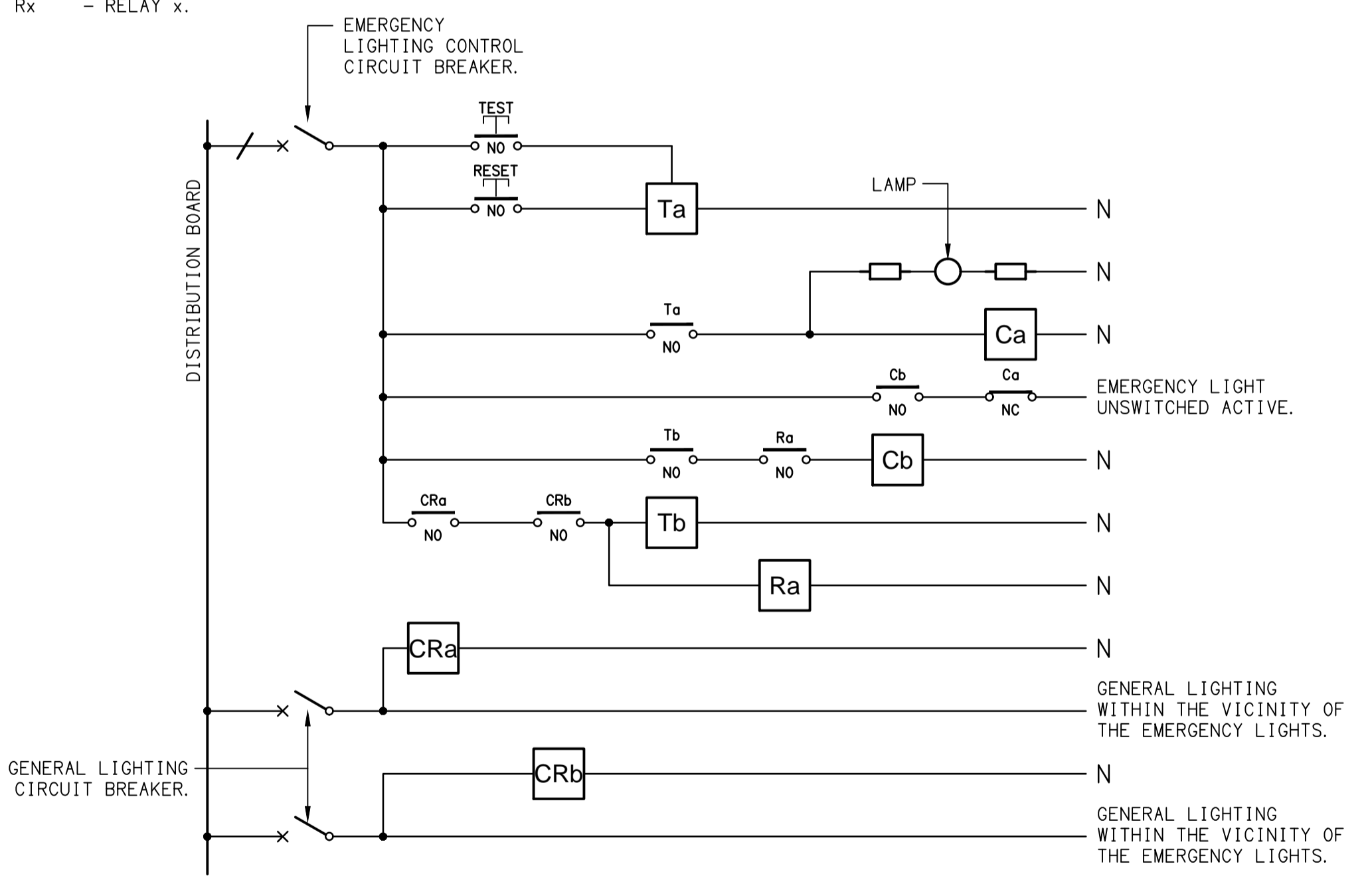


**SCHEMATIC**  
A1 & A2 FACEPLATES  
NOT TO SCALE



**EQUIPMENT:**

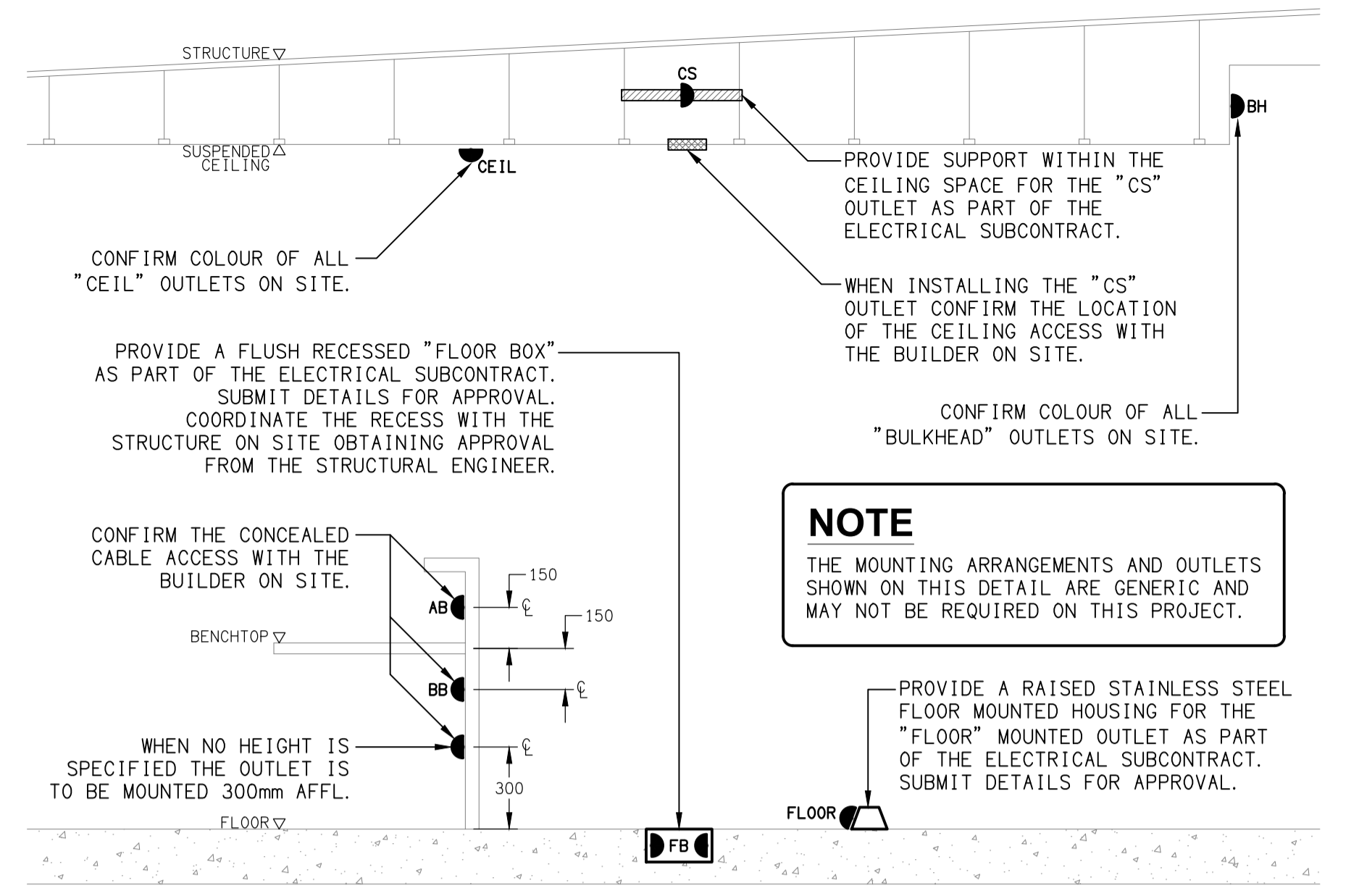
- TEST - TEST PUSH BUTTON MOUNTED ON THE DISTRIBUTION BOARD ESCUTCHEON.
- RESET - RESET PUSH BUTTON MOUNTED ON THE DISTRIBUTION BOARD ESCUTCHEON.
- LAMP - AMBER TEST INDICATING LAMP MOUNTED ON THE DISTRIBUTION BOARD ESCUTCHEON.
- To - ADJUSTABLE 0-3 HOUR TIMED RELAY.
- Tb - 15 MINUTE RUN-ON TIMER TO OPERATE UPON THE RETURN OF MAINS POWER.
- Cx - CONTACTOR x.
- CRx - CONTROL RELAY x.
- Rx - RELAY x.



**SCHEMATIC**  
EMERGENCY LIGHTING  
NOT TO SCALE

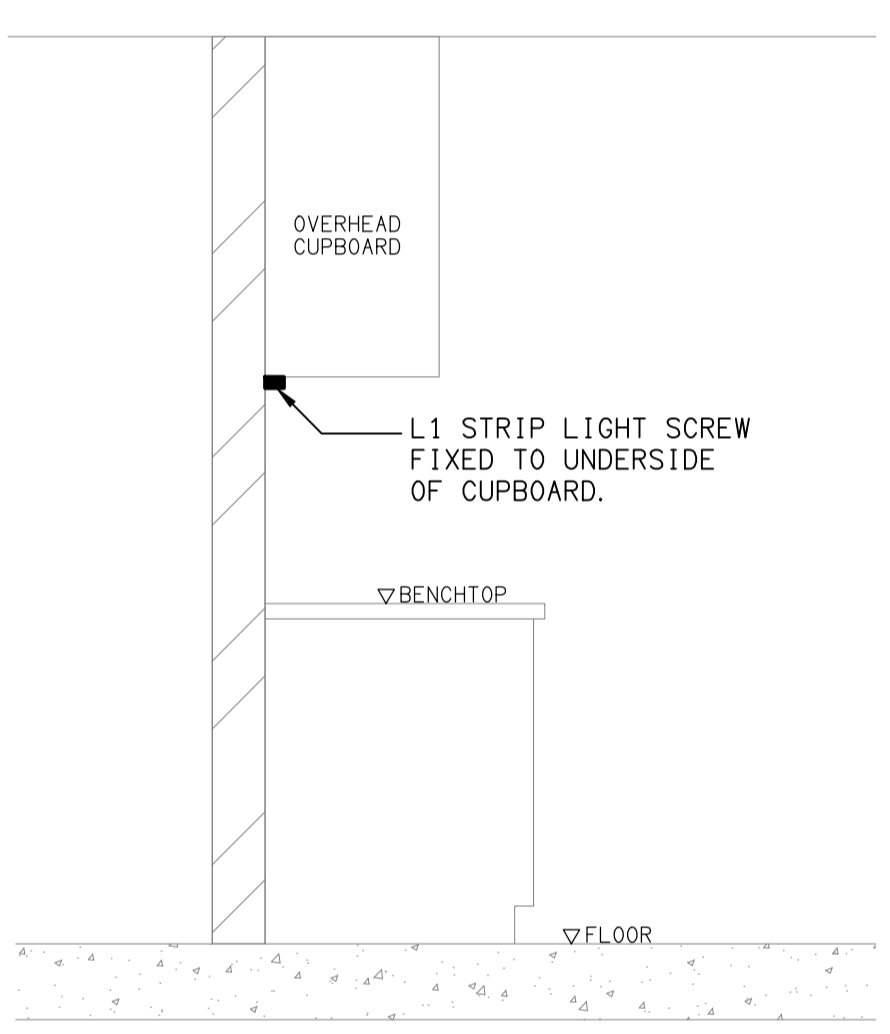
**NOTES**

1. THE EMERGENCY LIGHT UNSWITCHED ACTIVE / GENERAL LIGHTING SWITCHED ACTIVE CIRCUIT ARRANGEMENT AND CONTROL IS TYPICAL FOR ALL CIRCUITS SUPPLYING EMERGENCY LIGHTS.
2. PROVIDE ADDITIONAL CONTROL RELAYS (CRx) CONFIGURED AS PER CRa AND CRb FOR ALL ADDITIONAL LIGHTING CIRCUITS THAT SUPPLY LIGHTS IN THE VICINITY OF THE EMERGENCY LIGHTS.

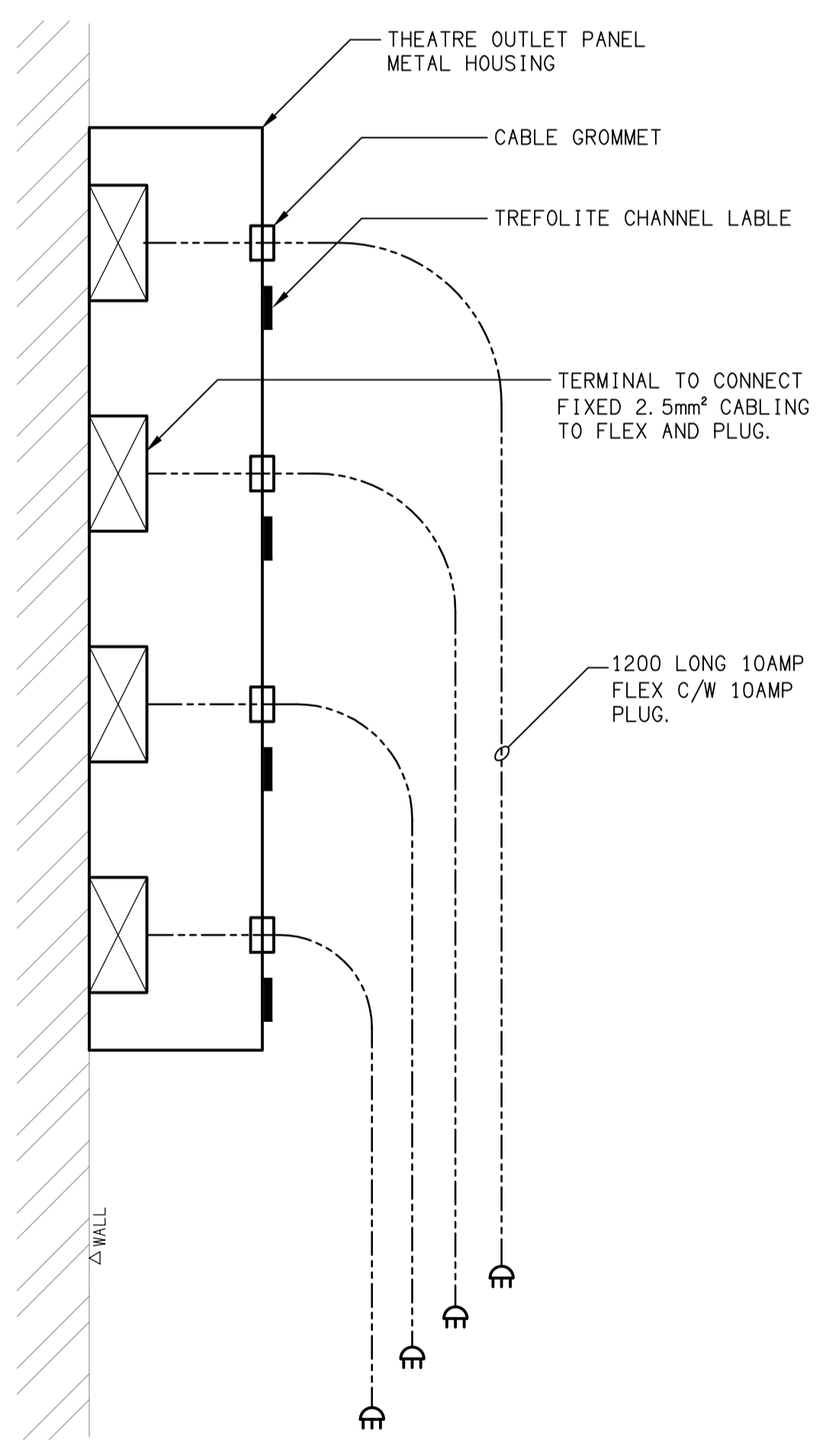


**DETAIL**  
TYPICAL OUTLET MOUNTINGS  
NOT TO SCALE

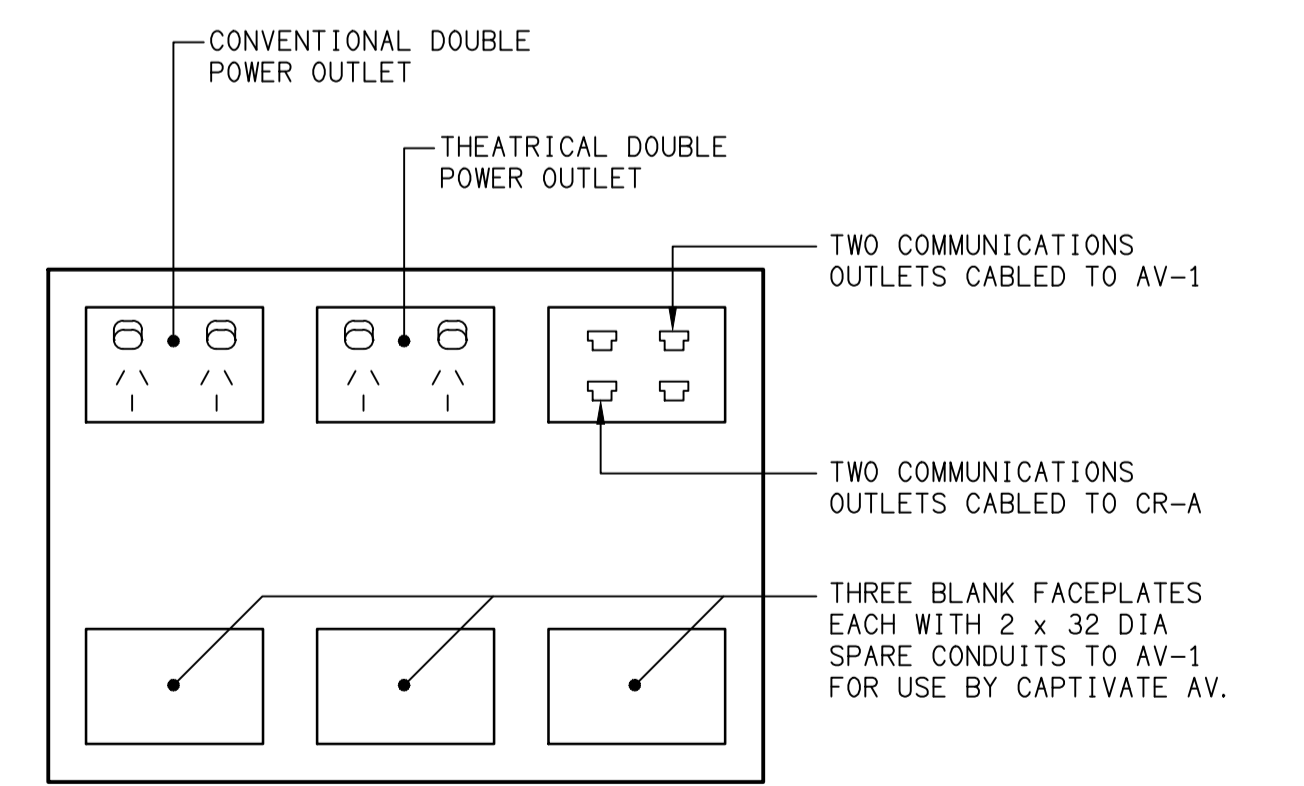
**NOTE**  
THE MOUNTING ARRANGEMENTS AND OUTLETS SHOWN ON THIS DETAIL ARE GENERIC AND MAY NOT BE REQUIRED ON THIS PROJECT.



**DETAIL**  
"L1" TYPE STRIP LIGHT MOUNTING  
NOT TO SCALE



**DETAIL**  
THEATRE OUTLET PANEL SECTION  
NOT TO SCALE



**DETAIL**  
FLOOR BOX FB1 CONFIGURATION  
NOT TO SCALE

ELECTRICAL DESIGN GROUP BRISBANE PTY LTD  
ACN 092 710 793  
TRADING AS:  
ELECTRICAL DESIGN GROUP

THE COPYRIGHT OF THIS DRAWING REMAINS THE PROPERTY OF THE ELECTRICAL DESIGN GROUP.  
USE FIGURED DIMENSIONS IN PREFERENCE TO SCALE.  
ALL DIMENSIONS TO BE VERIFIED ONSITE.

**ELECTRICAL DESIGN GROUP**  
ELECTRICAL BUILDING SERVICES CONSULTANTS  
BRISBANE GOLD COAST  
P.O. Box 15, Sherwood Q.4075  
Phone: (07) 3278 4375  
Email: brisbane@edg.net.au  
Web: www.edg.net.au

PROJECT:  
**KINGS CHRISTIAN COLLEGE - PIMPAMA AUDITORIUM PIM19**  
198 PIMPAMA JACOBS WELL ROAD, PIMPAMA, QUEENSLAND

B	INFORMATION	11/03/2024
REV:	DESCRIPTION:	DATE:
DRAWING: <b>ELECTRICAL SERVICES LEGEND &amp; DETAILS</b>		
SCALE: NOT TO SCALE AT A1	PROJECT NO: <b>C3209a</b>	DRAWING NO: <b>E01</b>
		REVISION: <b>B</b>